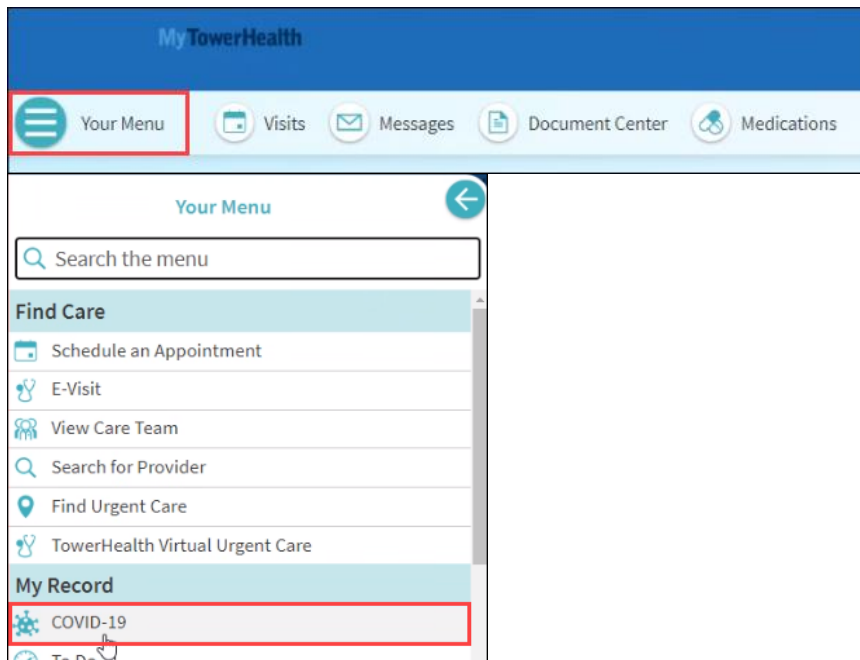


Accessing Your COVID Vaccination QR Code from MyTowerHealth

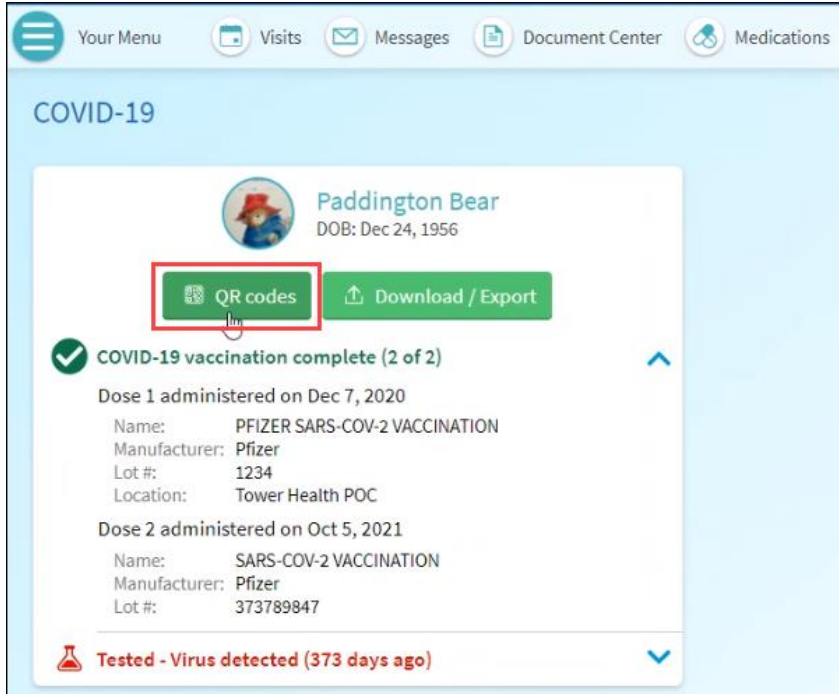
Within the MyTowerHealth COVID-19 activity, you will now have the ability to print and/or scan a QR code of your COVID Vaccination status. This can be used at locations that require showing proof of vaccination status. This QR code contains your SMART Health Card which includes basic information about the patient such as your legal name and birthdate, any COVID-19 test results on file, and details of the COVID-19 vaccinations you have received.

Accessing Your COVID Vaccination QR Code from a PC

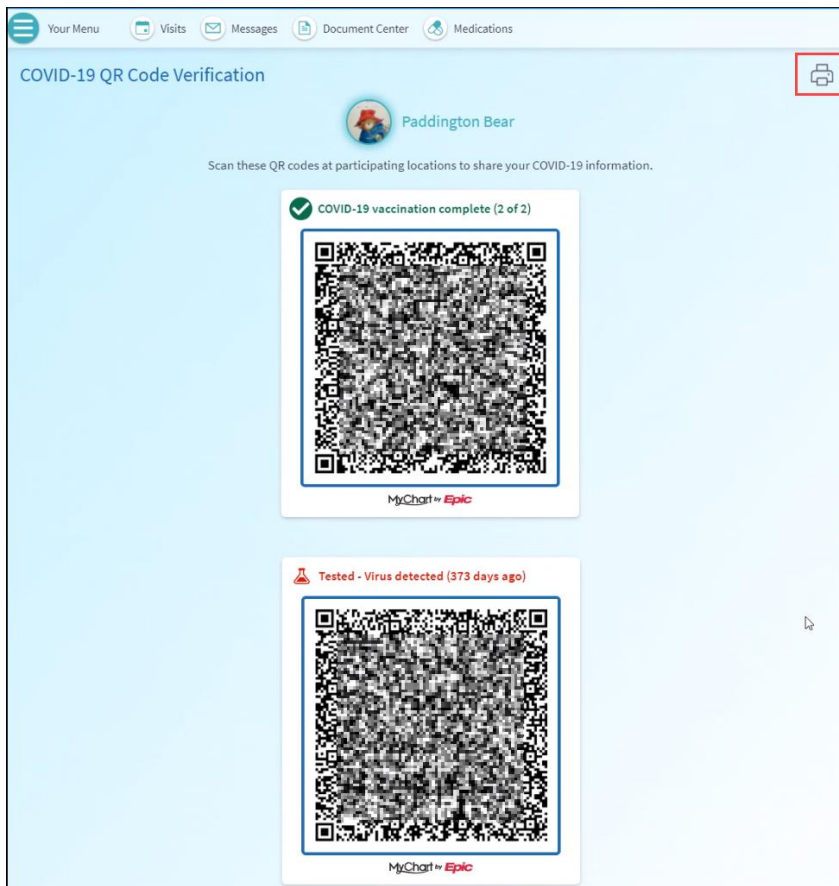
1. Log in to your **MyTowerHealth** account.
2. Click on **Your Menu** in the upper left and then click **COVID-19**.



3. From the COVID-19 menu, you can access your COVID vaccination information and your vaccination QR code. Click on the **QR codes** button.

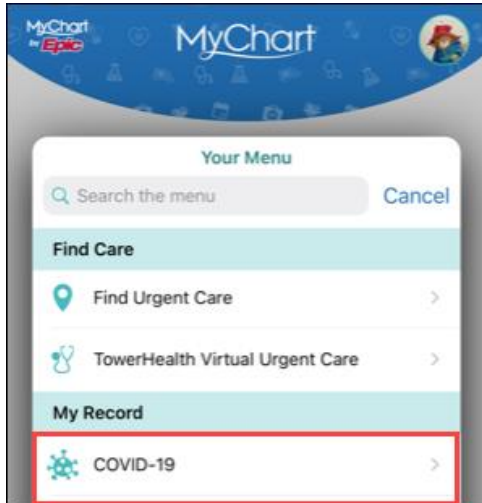



4. From the QR Codes menu, you can view your vaccination and testing QR Codes. You can also print the QR Codes by clicking on the printer icon in the upper right.

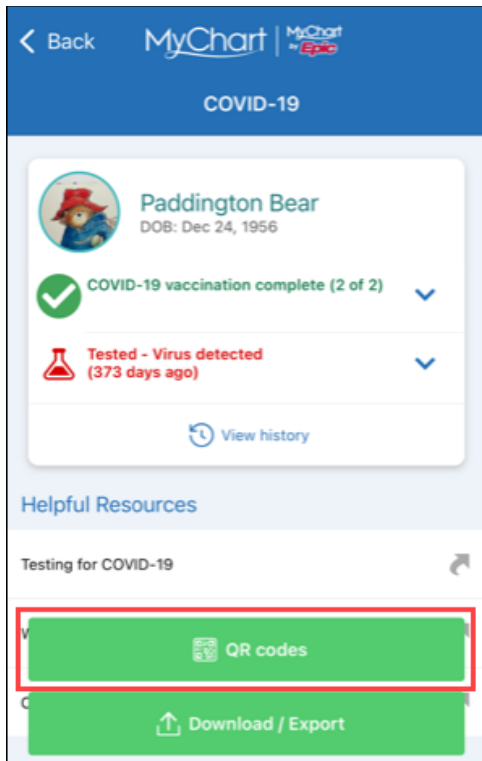


Accessing Your COVID Vaccination QR Code from the MyTowerHealth App

1. Log in to your **MyTowerHealth** account.
2. Tap on the **Menu** button and then tap **Covid-19**.



3. From the COVID-19 menu, you can access your COVID vaccination information and your vaccination QR code. Tap on the **QR codes** button.





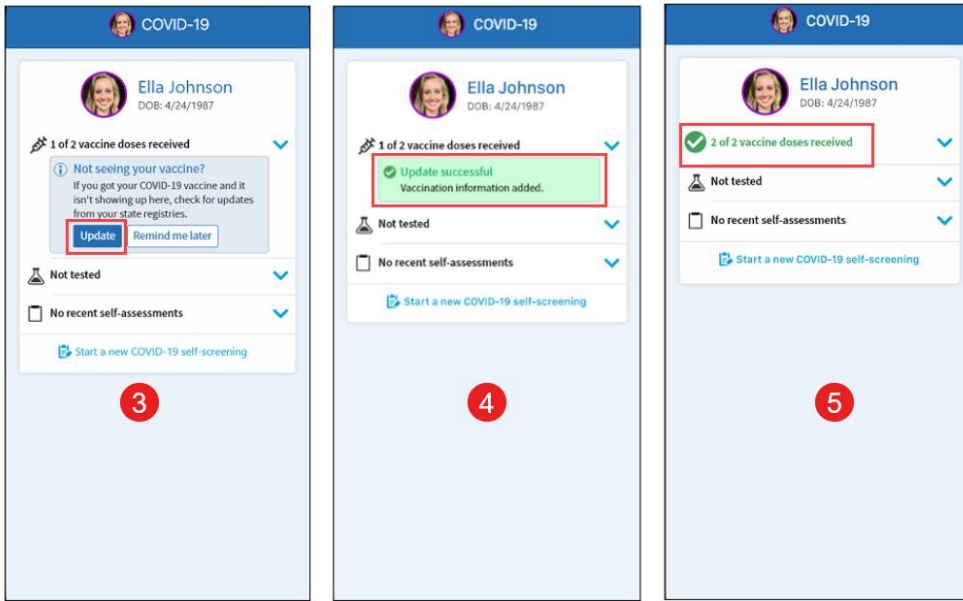
4. From the QR Codes menu, you can view your vaccination and testing QR Codes.



You can also...

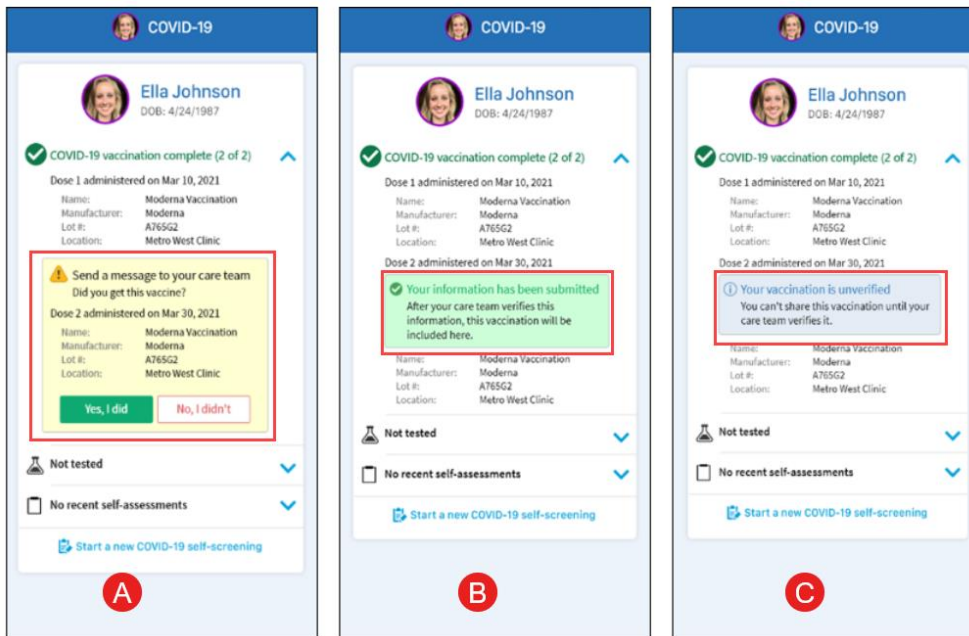
Reconciling Outside COVID Vaccination Records from your MyTowerHealth app

1. Log in to your **MyTowerHealth** account.
2. Tap on **Your Menu** in the upper left and then tap **COVID-19**.
3. From the COVID-19 screen, tap **Update** to query outside records to reconcile COVID-19 vaccination information.
4. A green banner will appear if the reconciliation is successful.
5. Once you return to the COVID-19 screen later, notice the number of vaccinations that have been recorded effectively.



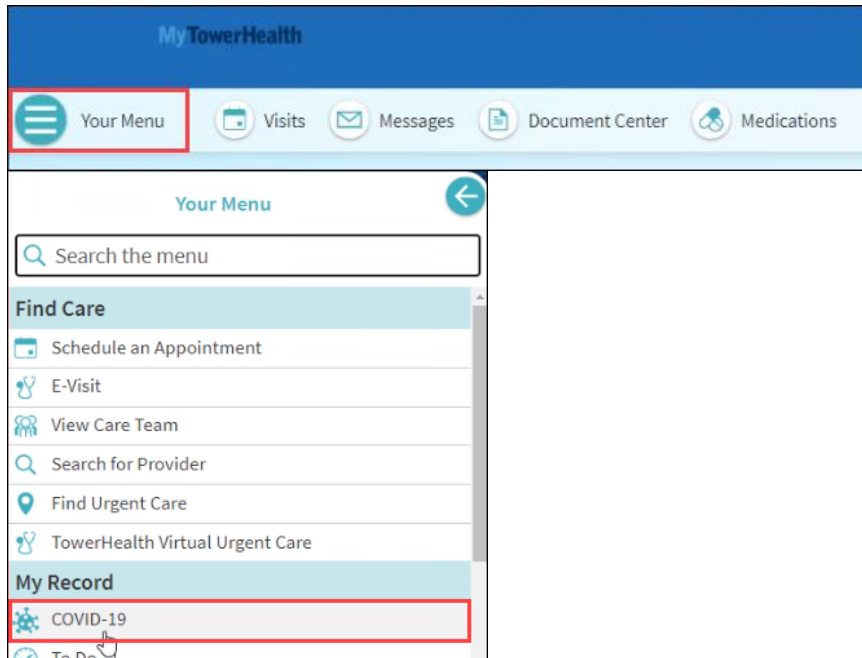
Troubleshooting Outside COVID Vaccination Reconciliation

- When the query returns data that is missing some information needed for reconciliation, the **yellow banner** appears to let you confirm whether they've received the vaccine dose.
- If you confirm the vaccine dose, the **green banner** appears to let you know your information is awaiting verification.
- If you return to the COVID-19 activity later, but before a clinician has verified the vaccine dose, the **blue banner** appears to let the patient know that the vaccine does can't be shared.



Reconciling Outside COVID Vaccination Records from your PC

1. Log in to your **MyTowerHealth** account.
2. Click on **Your Menu** in the upper left and then click **COVID-19**.



3. From your PC, follow the above steps (3, 4 and 5) from the [Reconciling Outside COVID Vaccination Records from your MyTowerHealth app](#) section of this tipsheet.